

## Aircraft Type Training Course Syllabus

# Boeing 737-600/700/800/900 (CFM56)

T1+T2 Combined / Initial

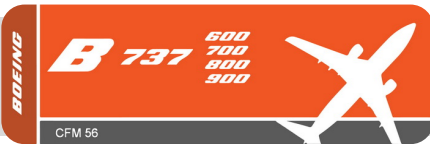
Course - EASA Part-66 B1+B2 - Theoretical  
Course - EASA Part-66 B1+B2 - Practical





► **GENERAL**

AIRCRAFT TYPE RATING Endorsement:	<b>Boeing 737-600/700/800/900 (CFM56)</b>	
AIRCRAFT MODELS:	B737-600, B737-700, B737-800, B737-900, B737-900ER	
Commercial Designation:	B737 Next Generation	
COURSE CODE:	<b>I-XX-XX-B73N-XX</b>	
DESCRIPTION:	This course is in compliance with EASA Part-66, Appendix III "Type Training and Examination Standard". The participant will acquire knowledge necessary to perform and certify maintenance tasks permitted to be carried out as certifying staff of the specified category stated in the course title. It provides detailed description, operation, component location, removal/installation, BITE and troubleshooting procedures to a maintenance manual level.	
DURATION:	<b>THEORETICAL: 30</b> days / <b>177</b> hours	<b>PRACTICAL: 10</b> days
NUMBER OF PARTICIPANTS:	<b>THEORETICAL:</b> Max: <b>12</b> at AGT sites Max: <b>28</b> at Customer site	<b>PRACTICAL:</b> Max: <b>15</b> (per Instructor/Assessor, divided in several training groups)
TARGET GROUP:	Technical personnel associated with aircraft maintenance or engineering activities and Part-66 Category B1 & B2: Line and Base Maintenance Technician - mechanical & avionics.	
PREREQUISITES:	Basic technical English and basic technical aircraft knowledge or Category <b>A</b> license.	
PARTICIPATION TIME:	The minimum participation time for the trainee to meet the objectives of the course should not be less than <b>90%</b> of the tuition hours of the theoretical training course. If the minimum participation time is not met, a certificate of recognition should not be issued.	



► **COURSE Theoretical**

OBJECTIVES:  
(Theoretical)

**EASA Level 1** (General Familiarisation)

A brief overview of the airplane, systems and powerplant as outlined in the Systems Description Section of the Aircraft Maintenance Manual.

**EASA Level 2** (Ramp and Transit)

Basic system overview of controls, indicators, principal components including their location and purpose, servicing and minor trouble shooting.

**EASA Level 3** (Line and Base Maintenance)

Detailed description, operation, component location, removal/installation BITE and troubleshooting procedures to maintenance manual level.

THEORETICAL  
Instructor(s):

1. **Name SURNAME** (language: ENGLISH)
2. **Name SURNAME** (language: ENGLISH)

PLACE:

**Paris CDG / FRANCE**

START-END DATE  
(Theoretical Course):

**10.09 – 19.10.2018**



► **COURSE SCHEDULE - Theoretical** (five (5) days a week)

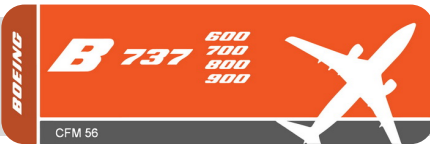
WEEK 1   dd.mmm - dd.mmm.yyyy					WEEK 2   dd.mmm - dd.mmm.yyyy					WEEK 3   dd.mmm - dd.mmm.yyyy				
	D	ATA CHAPTER (Hrs.)	Lvl.	Hrs.		D	ATA CHAPTER (Hrs.)	Lvl.	Hrs.		D	ATA CHAPTER (Hrs.)	Lvl.	Hrs.
Phase 1	1	Introduction 05-06-07-08-09-10-11-12 (4) Associated Manuals (2)	1	6	Phase 2	1	ATA 24 (6)	3	6	Phase 3	1	ATA 49 (3) ATA 71 (2) ATA 72 (1)	3	6
	2	Structures - ATA 51, 53, 54, 55, 57 (2) ATA 56 (1,5) ATA 25 (1,5) ATA 31 (1)	3	6		2	ATA 24 (6)	3	6		2	ATA 79 (3) ATA 73A - FADEC (1) ATA 73 (2)	3	6
	3	ATA 31 (6)	3	6		3	ATA 24 (2) ATA 35 (2) ATA 26 (2)	3	6		3	ATA 73 (2) ATA 76 (2) ATA 75 (2)	3	6
	4	ATA 31 (5)	3	5		4	ATA 26 (3) ATA 28 (3)	3	6		4	ATA 75 (2) ATA 77 (2) ATA 74 (1) ATA 80 (1)	3	6
	Phase 1 - EXAM			23		Phase 2 - EXAM			30		Phase 3 - EXAM			30
P. 2	5	ATA 52 (4) ATA 38 (2)	3	6	P. 3	5	ATA 28 (2,5) ATA 47 (0,5) ATA 49 (3)	3	6	P. 4	5	ATA 78 (2) ATA 36 (4)	3	6



WEEK 4   dd.mmm - dd.mmm.yyyy				WEEK 5   dd.mmm - dd.mmm.yyyy				WEEK 6   dd.mmm - dd.mmm.yyyy						
Phase	D	ATA CHAPTER (Hrs.)	Lvl.	Hrs.	Phase	D	ATA CHAPTER (Hrs.)	Lvl.	Hrs.	Phase	D	ATA CHAPTER (Hrs.)	Lvl.	Hrs.
	Phase 4	1	ATA 21 (6)	3		6	Phase 5	1	ATA 27 (6)		3	6	Phase 7	1
2		ATA 21 (6)	3	6	Phase 5 - EXAM			18	2	ATA 22 (3) ATA 23 (3)	3	6		
3		ATA 30 (5) ATA 29 (1)	3	6	Phase 6	2	ATA 34 (6)	3	6	Phase 7 - EXAM				18
Phase 4 - EXAM			24	3		3	ATA 34 (6)	3	6	3	ATA 23 (6)	3	6	
Phase 5	4	ATA 29 (3) ATA 32 (3)	3	6		4	ATA 34 (6)	3	6	Phase 8	4	ATA 23 (3) ATA 46 (3)	3	6
	Phase 6 - EXAM			18	P. 7	5	ATA 22 (6)	3	6		5	ATA 33 (4)	3	4
Phase 5 - EXAM			18	Phase 8 - EXAM			16							
<b>Total (Hrs.) = 177</b>														

EXAMINATIONS:  
(Theoretical)

Phase examination, closed book, multiple-choice examination type.  
Pass mark per phase examination is **75%**



► **COURSE Practical**

OBJECTIVES:  
(Practical)

Upon completion of the course, the participant will be able to:

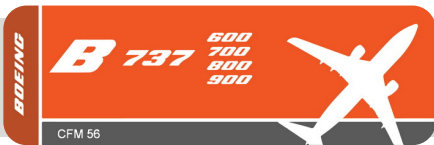
- Apply the relevant safety precautions
- Identify and apply aircraft technical documentation
- Name, identify and locate aircraft system components
- Perform normal operation of aircraft systems
- Perform the servicing and ground handling
- Perform inspections and routine work
- Perform system functional/operational and on-board maintenance system supported tests
- Awareness for the use of special tooling and test equipment
- Perform rigging and adjustments
- Carry out routine through visual inspections
- Describe component removal/installation procedures unique to the aircraft type
- Determine aircraft airworthiness in accordance with MEL/CDL, and explain maintenance procedures according to the minimum equipment list (MEL)
- Correlate information for the purpose of making decisions in respect to fault diagnosis and rectification.

PRACTICAL  
Instructor(s)/ Assessor(s):

1. **Name SURNAME** (language: ENGLISH / French)
2. **Name SURNAME** (language: ENGLISH / Spanish)

PLACE:

**FRANCE**



► **COURSE SCHEDULE - Practical**

START:   dd.mm.yyyy		END:   dd.mm.yyyy		NO. OF TASKS		
TASK TYPE		TRAINING EQUIPMENT		Airframe	Engine	Avionics
<b>LOC</b>	Location	Aircraft / Simulator / Classroom		135	37	31
<b>FOT</b>	Functional / Operational Test	Aircraft / Simulator / Classroom		35	14	12
<b>SGH</b>	Service & Ground Handling	Aircraft / Simulator / Classroom		31	7	7
<b>R/I</b>	Removal / Installation	Aircraft / Simulator / Classroom		58	14	10
<b>MEL</b>	Minimum Equipment List	MEL / Classroom		31	8	7
<b>TS</b>	Trouble Shooting	Aircraft / Simulator / Classroom		27	9	11
REF: A - Aircraft   S - Simulator   C - Classroom				<b>Total Tasks</b>		
				<b>317      89      78</b>		
				<b>484</b>		

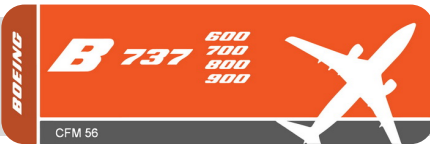
ASSESSMENTS	√	PRACTICAL TRAINING DURATION
Assessment 1 - Airframe	<b>1</b>	<b>Optimum time: 10 days</b>
Assessment 2 - Engine	<b>1</b>	
Assessment 3 - Avionics	<b>1</b>	
Assessment Review	<b>1</b>	

ASSESSMENTS:  
(Practical)

The practical training assessment will be performed after completion of at least **50%** of the mandatory tasks, divided in **3** different scenarios (Engine/Propeller, Airframe and Avionics).

Practical assessment will be conducted and assigned as "**passed**" or "**not passed**".

Practical training will be documented in the Practical Handbook (PH).



TRAINING MATERIAL:  
(for each student)

**(DC)** Digital Copy:

- Maintenance Training Manual (**AGT-MTM-B73N**) (pdf);
- Aircraft Maintenance Documentation - samples (pdf);
- Cockpit and panels layout (print ready);

**(HC)** Hard Copy:

- Course Syllabus and Schedule
- Training Handbook
- Systems schematics
- Practical Handbook (**AGT-TPP-B73N**)

HARDWARE:

In addition to AGT training presentation equipment, it is recommended each student to be equipped with notebook or similar portable electronic device capable to support **pdf** format reading software, in order to successfully read and review the content of training course material.

SOFTWARE:

Any available program supporting **pdf** format.  
Recommended: Adobe Acrobat Reader